


Learn How To Draw Character In 10 Animated Cartoon Anime And Game Art Styles To

If you're looking to learn how to draw characters in a variety of animated cartoon, anime, and game art styles, then this guide is for you.



Draw 1 Character in 10 Art Styles Vol. 3: Learn how to draw 1 character in 10 animated, cartoon, anime, and game art styles to create your own style - ... kids, and teens (Draw 1 in 10 Art Styles) by Mei Yu

★★★★★ 5 out of 5

Language : English

File size : 3230 KB

Screen Reader: Supported

Print length : 60 pages

Lending : Enabled



In this guide, we'll cover the following 10 art styles:

1. Cartoon
2. Anime
3. Manga
4. Disney
5. Pixar
6. DreamWorks


7. Studio Ghibli
8. Video game art
9. Comic book art
10. Character design

Each section will provide a brief overview of the art style, as well as some tips on how to draw characters in that style.

Cartoon

Cartoon art is a style of drawing that is typically characterized by its exaggerated features and simplified shapes. Cartoon characters are often drawn with large heads, big eyes, and exaggerated expressions.


To draw a cartoon character, start by sketching out the basic shapes of the head and body. Then, add the facial features and any other details you want. Be sure to keep the lines simple and the shapes exaggerated.



Anime

Anime art is a style of drawing that is typically characterized by its large eyes, flowing hair, and exaggerated expressions. Anime characters are often drawn with a wide range of emotions, from happiness to sadness to anger.


To draw an anime character, start by sketching out the basic shapes of the head and body. Then, add the facial features and any other details you want. Be sure to give the character large eyes and flowing hair.



Manga

Manga art is a style of drawing that is typically characterized by its black and white artwork and its focus on storytelling. Manga characters are often drawn with a variety of expressions, from serious to comedic.


To draw a manga character, start by sketching out the basic shapes of the head and body. Then, add the facial features and any other details you want. Be sure to use a lot of black and white shading to create depth and contrast.



Disney

Disney art is a style of drawing that is typically characterized by its cute and whimsical characters. Disney characters are often drawn with big eyes, small noses, and exaggerated expressions.

To draw a Disney character, start by sketching out the basic shapes of the head and body. Then, add the facial features and any other details you want. Be sure to keep the lines simple and the characters cute and whimsical.



Pixar

Pixar art is a style of drawing that is typically characterized by its realistic and expressive characters. Pixar characters are often drawn with a wide range of emotions, from happiness to sadness to anger.


To draw a Pixar character, start by sketching out the basic shapes of the head and body. Then, add the facial features and any other details you want. Be sure to pay attention to the character's expression and make sure it is expressive and realistic.



DreamWorks

DreamWorks art is a style of drawing that is typically characterized by its stylized and comedic characters. DreamWorks characters are often drawn with exaggerated features and expressions.

To draw a DreamWorks character, start by sketching out the basic shapes of the head and body. Then, add the facial features and any other details you want. Be sure to exaggerate the character's features and expressions to create a stylized and comedic look.



Studio Ghibli


Studio Ghibli art is a style of drawing that is typically characterized by its beautiful and detailed artwork. Studio Ghibli characters are often drawn with a wide range of emotions, from happiness to sadness to anger.

To draw a Studio Ghibli character, start by sketching out the basic shapes of the head and body. Then, add the facial features and any other details you want. Be sure to pay attention to the character's expression and make sure it is expressive and detailed.



Video game art

Video game art is a style of drawing that is typically characterized by its action-packed and dynamic characters. Video game characters are often drawn with a variety of weapons and



Draw 1 Character in 10 Art Styles Vol. 3: Learn how to draw 1 character in 10 animated, cartoon, anime, and game art styles to create your own style - ... kids, and teens (Draw 1 in 10 Art Styles) by Mei Yu

★★★★★ 5 out of 5


Language : English

File size : 3230 KB

Screen Reader: Supported

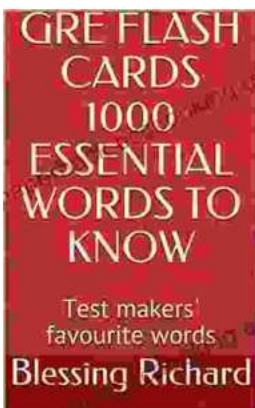
Print length : 60 pages

Lending : Enabled



Bluewater Walkabout: Into the Pacific

An Unforgettable Adventure Awaits Prepare to embark on an extraordinary journey that will transport you to the heart of the Pacific Ocean....



Unlock the Secrets of Standardized Test Success with Test Makers Favourite Words

Are you tired of struggling with standardized tests? Do you feel like you're always hitting a wall when it comes to the vocabulary section? If so, then you need Test Makers...

