


# Stonehenge: 44 Fascinating Facts for Kids



## Stonehenge: 44 Fascinating Facts For Kids: Facts

**About Stonehenge** by Natalie Del Favero

★★★★☆ 4.2 out of 5

Language	: English
File size	: 789 KB
Text-to-Speech	: Enabled
Enhanced typesetting	: Enabled
Word Wise	: Enabled
Print length	: 30 pages
Lending	: Enabled
Screen Reader	: Supported



## 1. A Monument of Ancient Origins

Nestled in the serene Salisbury Plain of England, Stonehenge is a testament to the ingenuity and architectural prowess of ancient civilizations. Its origins date back to around 3000 BCE, making it a captivating relic of prehistoric Britain.

## 2. A Stonehenge by Many Names

Throughout history, this iconic monument has been known by various names, reflecting the diverse cultures that have marveled at its presence. The Anglo-Saxons called it "Stanenges" meaning "stone circle," while the Welsh referred to it as "Côr y Cewri" or "Giant's Circle."

## 3. A Majestic Trio of Structures

Stonehenge comprises three distinct structures: an outer circle of Sarsen stones, an inner circle of smaller Bluestones, and a horseshoe arrangement of Sarsen trilithons. These elements combine to create an awe-inspiring architectural masterpiece.

#### **4. Sarsen Stones: Giants from the Distant Past**

The massive Sarsen stones that form the outer circle weigh an average of 25 tons each, showcasing the remarkable engineering capabilities of the ancient builders. These colossal pillars were transported from the Marlborough Downs, a distance of approximately 20 miles.

#### **5. Bluestones: A Geological Enigma**

The enigmatic Bluestones, situated within the inner circle, hail from a variety of geological sources. Some were quarried in the Preseli Hills of Wales, while others originated from more distant locations, suggesting extensive trade networks.

#### **6. A Timeline of Transformations**

Stonehenge has undergone a series of transformations over the millennia, evolving from a simple earthwork enclosure to the impressive stone monument we see today. Each stage of construction reflects the cultural and technological advancements of the time.

#### **7. Phases of Construction, Layer by Layer**

The construction of Stonehenge can be divided into three main phases: the first phase involved the creation of the circular ditch and bank, followed by the erection of the Sarsen circle and trilithons, and finally the addition of the Bluestones.

## **8. Alignment with Cosmic Phenomena**

One of the most intriguing aspects of Stonehenge is its alignment with celestial events. The monument is oriented towards the summer solstice sunrise, suggesting its potential use as an astronomical observatory.

## **9. The Summer Solstice Ritual**

Every year, during the summer solstice, hundreds of people gather at Stonehenge to witness the sunrise as it aligns perfectly with the Heel Stone, a large upright stone situated outside the circle.

## **10. The Winter Solstice and the Longest Night**

At the winter solstice, Stonehenge offers a different spectacle. The sun sets directly behind the Heel Stone, marking the shortest day and longest night of the year.

## **11. A Place of Rituals and Celebrations**

Stonehenge's primary purpose remains a subject of debate, but it is widely believed to have been used for ceremonial purposes, such as solstice celebrations, religious rituals, and burials.

## **12. Human Remains: A Silent Testimony**

Excavations around Stonehenge have uncovered a significant number of human remains, indicating that the site may have been used as a burial ground. The presence of cremated remains suggests cremation practices may have been prevalent.

## **13. A Witness to Centuries of History**

Over the centuries, Stonehenge has borne witness to various historical events, including the Roman invasion, the rise of Christianity, and the English Civil War. It has become an enduring symbol of Britain's ancient heritage.

#### **14. A UNESCO World Heritage Site**

In 1986, Stonehenge was designated as a UNESCO World Heritage Site, recognizing its outstanding universal value. This prestigious status ensures its protection and preservation for future generations.

#### **15. A Symbol of British Identity**

Stonehenge has become an iconic representation of British identity, featuring on stamps, coins, and even in popular culture. It is a symbol of the nation's rich history and enduring cultural legacy.

#### **16. A Site of Pilgrimage**

For centuries, people from all walks of life have traveled to Stonehenge. Some seek spiritual experiences, while others simply wish to marvel at its ancient grandeur.

#### **17. A Place of Mystery and Speculation**

The true purpose and origins of Stonehenge continue to captivate scholars and inspire countless theories. Its enigmatic presence has fueled debates, archaeological investigations, and imaginative interpretations.

#### **18. Theories of Extraterrestrial Origins**

Some fringe theories suggest that Stonehenge was constructed with the assistance of extraterrestrial beings. While these ideas lack scientific evidence, they add to the mystique surrounding the monument.

## **19. The Influence of Ancient Astronomy**

The alignment of Stonehenge with the sun and other celestial bodies suggests that the builders possessed a sophisticated understanding of astronomy. Their knowledge may have been used to mark significant events in the agricultural calendar.

## **20. A Window into the Neolithic World**

Stonehenge offers a glimpse into the lives and beliefs of the Neolithic people who created it. By studying the monument and its surroundings, archaeologists gain insights into their culture, technology, and spirituality.

## **21. The Stonehenge Solstice Celebrations Today**

Today, the summer and winter solstice celebrations at Stonehenge are a blend of ancient traditions and modern-day practices. They provide an opportunity to experience the monument's unique atmosphere and connect with its timeless significance.

## **22. A Monument Under Threat**

Stonehenge is subject to various environmental and human-induced threats, including erosion, pollution, and vandalism. Conservation efforts are ongoing to ensure its preservation for future generations.

## **23. Visiting Stonehenge: An Unforgettable Experience**

A visit to Stonehenge is a must for anyone interested in history, archaeology, or simply the wonders of the world. Visitors can explore the site, learn about its fascinating history, and marvel at its enduring presence.

## **24. Stonehenge in Modern Culture**

Stonehenge has permeated modern culture, appearing in countless works of art, literature, and film. It has inspired musicians, writers, and filmmakers, solidifying its place in the collective imagination.


## 25. The Avebury Stone Circle: A Larger Enigmatic Neighbor

Just a few miles from Stonehenge lies another impressive prehistoric monument: the Avebury Stone Circle. Even larger in规模, it consists of a massive stone circle surrounded by a ditch and bank.

## 26. Silbury Hill: The Mysterious Man-Made Mound

In close proximity to Stonehenge and Avebury is Silbury Hill, the largest man-made mound in Europe. Its purpose remains unknown, adding to the enigmatic character of the surrounding landscape.

## 27. The West Kennet Long Barrow: A Neolithic Burial Chamber



### Stonehenge: 44 Fascinating Facts For Kids: Facts

About Stonehenge by Natalie Del Favero


★★★★☆ 4.2 out of 5

Language : English  
File size : 789 KB  
Text-to-Speech : Enabled  
Enhanced typesetting : Enabled  
Word Wise : Enabled  
Print length : 30 pages  
Lending : Enabled  
Screen Reader : Supported

FREE

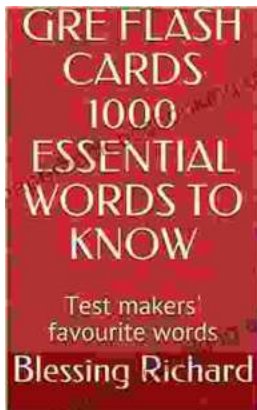
DOWNLOAD E-BOOK





## **Bluewater Walkabout: Into the Pacific**

An Unforgettable Adventure Awaits Prepare to embark on an extraordinary journey that will transport you to the heart of the Pacific Ocean....



## **Unlock the Secrets of Standardized Test Success with Test Makers Favourite Words**

Are you tired of struggling with standardized tests? Do you feel like you're always hitting a wall when it comes to the vocabulary section? If so, then you need Test Makers...