


The Ultimate Guide To Training Sun Conures: Unleash Your Bird's Potential

Sun conures are known for their striking plumage, charming personalities, and impressive intelligence. They are also relatively easy to care for, making them a popular choice for bird enthusiasts of all levels. However, training a sun conure can be challenging, as these birds can be stubborn and independent. With the right approach and a lot of patience, however, you can teach your sun conure a wide variety of tricks and behaviors.



The Ultimate Guide To Training Sun Conures: The Step By Step Guide To Breeding, Caring And Raising Sun Conures Plus Sun Conure Food, Care And Health

Instructions by Shane Lambert

★★★★★ 5 out of 5

Language : English
File size : 598 KB
Text-to-Speech : Enabled
Screen Reader : Supported
Enhanced typesetting: Enabled
Print length : 15 pages
Lending : Enabled



This guide will provide you with everything you need to know about training your sun conure, from basic obedience to advanced tricks. We will cover the following topics:

- Understanding your sun conure's behavior

- Creating a positive training environment
- Using positive reinforcement to train your conure
- Teaching your conure basic obedience commands
- Training your conure to perform advanced tricks
- Troubleshooting common training problems

By following the advice in this guide, you can build a strong bond with your sun conure and teach it to perform an array of impressive tricks. Training your sun conure is a rewarding experience that will bring you and your bird years of enjoyment.

Chapter 1: Understanding Your Sun Conure's Behavior

The first step to training your sun conure is to understand its natural behavior. Sun conures are social birds that live in flocks in the wild. They are intelligent and curious, and they enjoy playing and interacting with their environment. Sun conures are also very vocal birds, and they will often use their voices to communicate with their flock mates.

When training your sun conure, it is important to keep its natural behavior in mind. For example, sun conures are very social birds, so they will respond best to training that involves 互動與獎賞。此外，太陽錐體非常聰明，所以他們能夠學習複雜的技巧。耐心和一致性是訓練太陽錐體的關鍵。如果您遵循本章中的提示，您將能夠了解您的陽光錐體並建立牢固的關係。

Chapter 2: Creating a Positive Training Environment

The environment in which you train your sun conure is very important. The ideal training environment is one that is quiet, free from distractions, and

has plenty of positive reinforcement. You should also make sure that your conure is well-rested and has had a chance to eat before training.

One of the most important aspects of creating a positive training environment is to use positive reinforcement. Positive reinforcement is the process of rewarding your conure for good behavior. This can be done with treats, praise, or petting. When you use positive reinforcement, your conure will be more likely to repeat the behavior that you rewarded.

It is also important to avoid using punishment when training your conure. Punishment will only make your conure fearful of you and will make it less likely to cooperate with training. If your conure makes a mistake, simply ignore the behavior and try again later.

Chapter 3: Using Positive Reinforcement to Train Your Conure

Positive reinforcement is the most effective way to train your sun conure. This involves rewarding your conure for good behavior with treats, praise, or petting. When you use positive reinforcement, your conure will be more likely to repeat the behavior that you rewarded.

There are many different types of treats that you can use to train your sun conure. Some popular treats include seeds, nuts, fruits, and vegetables. You can also use praise or petting as a reward. When you give your conure a treat, be sure to say the command that you want it to learn. This will help your conure to associate the command with the desired behavior.

It is important to be consistent when using positive reinforcement. If you only reward your conure sometimes, it will be less likely to learn the desired

behavior. Be patient and consistent, and your conure will eventually learn the tricks that you want it to perform.

Chapter 4: Teaching Your Conure Basic Obedience Commands

The first step to training your sun conure is to teach it basic obedience commands. These commands will help you to control your conure's behavior and make it easier to train it more advanced tricks.

Some of the most important basic obedience commands include:

- Come
- Go
- Stay
- Up
- Down

To teach your conure a basic obedience command, follow these steps:

1. Start by saying the command in a clear, firm voice.
2. If your conure follows the command, reward it with a treat or praise.
3. Repeat the command and the reward until your conure consistently follows the command.

Be patient and consistent when teaching your conure basic obedience commands. It may take some time for your conure to learn the commands, but with patience and consistency, it will eventually learn.

Chapter 5: Training Your Conure to Perform Advanced Tricks

Once your conure has mastered the basic obedience commands, you can start training it to perform more advanced tricks. Some of the most popular advanced tricks include:

- Roll over
- Play dead
- Sing a song
- Dance
- Fetch

To teach your conure an advanced trick, follow these steps:

1. Start by breaking the trick down into smaller steps.
2. Teach your conure each step one at a time.
3. Be patient and consistent, and reward your conure for each step that it completes.

Training your conure to perform advanced tricks can be a challenging but rewarding experience. With patience and consistency, you can teach your conure to perform a wide variety of impressive tricks.

Chapter 6: Troubleshooting Common Training Problems


Even the most experienced trainers encounter problems from time to time. If you are having trouble training your sun conure, there are a few things that you can do.

First, make sure that you are using positive reinforcement. Punishment will only make your conure fearful of you and will make it less likely to cooperate with training. Be patient and consistent, and your conure will eventually learn the tricks that you want it to perform.

If you are still having trouble, you may want to consult with a professional trainer. A professional trainer can help you to identify the problem and develop a training plan that is tailored to your conure's needs.

Training your sun conure can be a rewarding experience that will bring you and your bird years of enjoyment. By following the advice in this guide, you can build a strong bond with your sun conure and teach it to perform an array of impressive tricks.

Remember to be patient, consistent, and positive, and you will be amazed at what your sun conure can learn.



The Ultimate Guide To Training Sun Conures: The Step By Step Guide To Breeding, Caring And Raising Sun Conures Plus Sun Conure Food, Care And Health

Instructions by Shane Lambert


★★★★★ 5 out of 5

Language : English
File size : 598 KB
Text-to-Speech : Enabled
Screen Reader : Supported
Enhanced typesetting : Enabled
Print length : 15 pages
Lending : Enabled

FREE

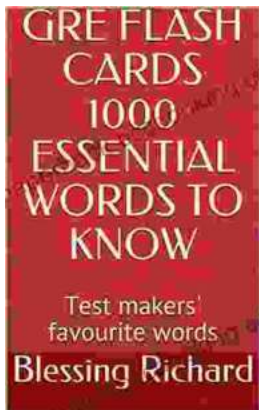
DOWNLOAD E-BOOK





Bluewater Walkabout: Into the Pacific

An Unforgettable Adventure Awaits Prepare to embark on an extraordinary journey that will transport you to the heart of the Pacific Ocean....



Unlock the Secrets of Standardized Test Success with Test Makers Favourite Words

Are you tired of struggling with standardized tests? Do you feel like you're always hitting a wall when it comes to the vocabulary section? If so, then you need Test Makers...