


The Ultimate Guide to Helping Your Child Score a Job in Entertainment

The entertainment industry is a glamorous and exciting world, but it can also be a tough one to break into. If your child has dreams of becoming an actor, singer, dancer, or model, it's important to be prepared for the challenges they will face.



Children In The Entertainment Industry: How To Help Your Child Score A Job In Entertainment

★★★★★ 5 out of 5

Language	: English
File size	: 401 KB
Text-to-Speech	: Enabled
Screen Reader	: Supported
Enhanced typesetting	: Enabled
Word Wise	: Enabled
Print length	: 29 pages
Lending	: Enabled



This guide will provide you with everything you need to know to help your child succeed in the entertainment industry. We will cover everything from auditioning and resume writing to finding an agent and negotiating contracts. We will also provide you with tips on how to support your child's emotional well-being and keep them safe from the pitfalls of the industry.

Step 1: Know Your Child's Interests and Talents

The first step to helping your child succeed in the entertainment industry is to know their interests and talents. What do they love to do? What are they good at? Once you know what your child's strengths are, you can start to look for opportunities that will help them develop those skills.

If your child loves to perform, you can enroll them in acting, singing, or dance classes. You can also take them to see live performances and encourage them to participate in school plays and musicals.

If your child is a natural athlete, you can encourage them to pursue a career in sports entertainment. There are many opportunities for athletes to work in film, television, and commercials.

If your child is creative and imaginative, you can encourage them to pursue a career in writing, directing, or producing. There are many different ways to be involved in the entertainment industry, so it's important to find something that your child is passionate about.

Step 2: Get Professional Training

Once you know your child's interests and talents, the next step is to get them professional training. This will help them develop the skills they need to succeed in the entertainment industry.

There are many different types of professional training programs available for children. You can find acting, singing, dance, and modeling classes at most community colleges and performing arts schools.

When choosing a training program for your child, it's important to consider their age, experience, and goals. You should also make sure that the

program is reputable and has a good track record of success.

Step 3: Create a Strong Resume and Headshots

Once your child has received some professional training, the next step is to create a strong resume and headshots. These are two of the most important marketing tools that your child will have, so it's important to make sure they are well-crafted.

Your child's resume should include their name, contact information, physical attributes, training, and experience. It should be concise and easy to read, and it should highlight your child's best skills and qualities.

Your child's headshots should be professional and eye-catching. They should show your child's personality and charisma, and they should make them stand out from the competition.

Step 4: Find an Agent or Manager

Once your child has a strong resume and headshots, the next step is to find an agent or manager. An agent or manager will help your child book auditions, negotiate contracts, and manage their career.

When choosing an agent or manager, it's important to do your research and find someone who is reputable and has a good track record of success. You should also make sure that your child has a good rapport with their agent or manager, as they will be working closely together for many years.

Step 5: Prepare for Auditions

Auditions are a major part of the entertainment industry. Your child will need to be prepared for them both physically and emotionally.

Physically, your child should make sure they are well-rested, well-dressed, and well-prepared for the audition. They should also be familiar with the material they are auditioning for, and they should be able to perform it confidently.

Emotionally, your child should be prepared for rejection. Not every audition will be successful, and it's important to help your child learn how to deal with disappointment. You can also help your child prepare for auditions by role-playing with them

Step 6: Negotiate Contracts

If your child is lucky enough to book a job, the next step is to negotiate a contract. This is a complex process, and it's important to have an entertainment lawyer



Children In The Entertainment Industry: How To Help Your Child Score A Job In Entertainment


★★★★★ 5 out of 5

Language : English
File size : 401 KB
Text-to-Speech : Enabled
Screen Reader : Supported
Enhanced typesetting : Enabled
Word Wise : Enabled
Print length : 29 pages
Lending : Enabled

FREE

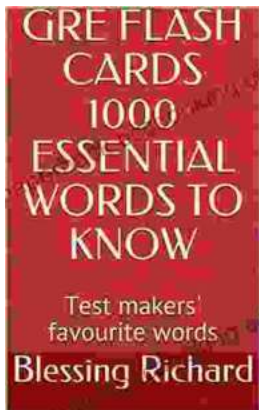
DOWNLOAD E-BOOK





Bluewater Walkabout: Into the Pacific

An Unforgettable Adventure Awaits Prepare to embark on an extraordinary journey that will transport you to the heart of the Pacific Ocean....



Unlock the Secrets of Standardized Test Success with Test Makers Favourite Words

Are you tired of struggling with standardized tests? Do you feel like you're always hitting a wall when it comes to the vocabulary section? If so, then you need Test Makers...