


Unleash Your IELTS Speaking Potential: A Comprehensive Guide to Master the Exam

: Embark on a Journey to IELTS Speaking Success

Are you preparing for the International English Language Testing System (IELTS) and seeking to excel in the Speaking component? Look no further than "Easily Learn IELTS Speaking," your ultimate guide to conquering this crucial aspect of the exam. This comprehensive book provides an in-depth understanding of the IELTS Speaking test format, criteria, and strategies to ace each section.

Chapter 1: Understanding the IELTS Speaking Format and Criteria

1.



Easily learn ielts speaking

★★★★★ 5 out of 5

Language	: English
File size	: 1565 KB
Text-to-Speech	: Enabled
Enhanced typesetting	: Enabled
Print length	: 20 pages
Lending	: Enabled
Screen Reader	: Supported



Exam Structure: A detailed overview of the four parts of the Speaking test, their time limits, and scoring system.

Band Score	Ability	Skills
9	Expert	Fluent speaker / full comprehension / uses language naturally
8	Very Good	Fluent with only occasional errors
7	Good	Fluent with some errors including grammatical errors
6	Competent	Some fluency shown, may lose coherence / may make frequent mistakes
5	Moderate	Uses repetition and speech is slow / limited knowledge / comprehension problem
4	Limited	Slow responses and noticeable pauses / self-correction / basic meaning / frequent errors
3	Basic	Long pauses / simple responses / simple vocabulary use / numerous errors
2	Poor	Little communication possible / cannot speak in sentences / cannot be understood
1	Very Poor	No communication possible / no usable language

2.

Assessment Criteria: A thorough explanation of the four criteria used to evaluate speaking performance: fluency, pronunciation, vocabulary, and grammar.

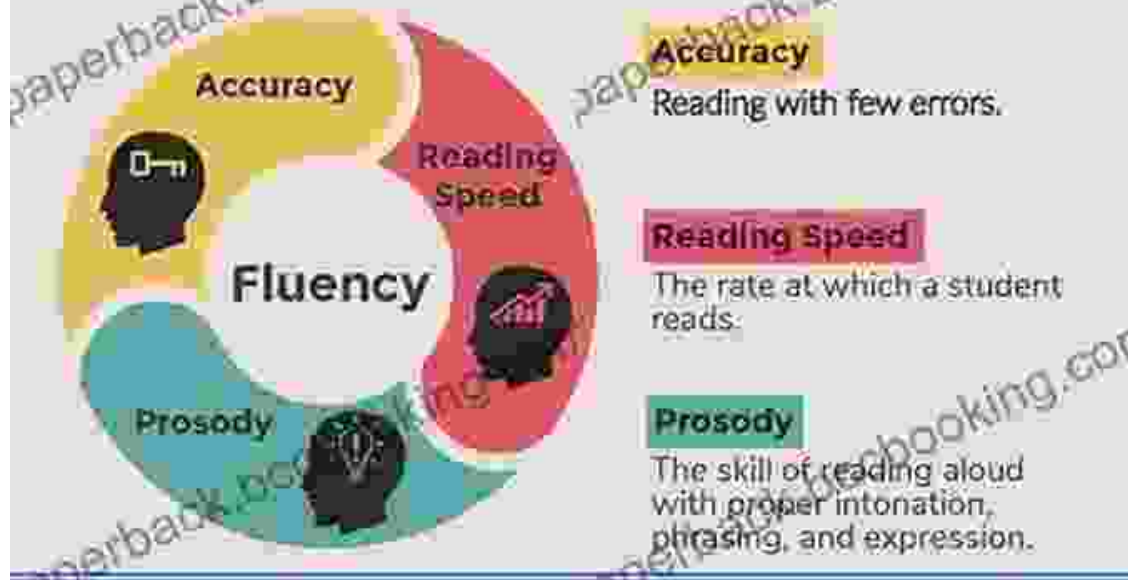
Chapter 2: Building Fluency and Confidence

1.

Practice Techniques: Proven methods to improve fluency, such as practicing with a partner, recording yourself, and using tongue twisters.

What is Fluency?

Oral reading fluency includes 3 parts.



Why should we focus on Fluency?

Fluency is not an end in itself but a critical gateway to comprehension. Fluent reading frees cognitive resources to process the meaning of what is being read.



© 2011 National Council of Education and the Arts. All rights reserved. This document is a public product of the National Center for Education and the Arts. It is not intended to be used for any other purpose without the permission of the National Council of Education and the Arts. For more information, visit www.ncea.gov.

1-800-421-0622 | www.ncea.gov | [Facebook](https://www.facebook.com/ncea) | [Twitter](https://www.twitter.com/ncea) | [YouTube](https://www.youtube.com/ncea)

2.

Connecting Ideas: Strategies for smoothly transitioning between ideas, using connectors and avoiding repetitions.

Chapter 3: Pronunciation Mastery for Clarity and Impact

1.

Phonetics and Intonation: A comprehensive guide to English phonetics, including vowel sounds, consonant sounds, and intonation patterns.



2.

Linking and Stress: Techniques for linking words naturally, placing stress on the correct syllables, and improving overall pronunciation.

Chapter 4: Expanding Vocabulary for Rich and Expressive Language

1.

Academic Vocabulary: A curated list of essential academic vocabulary commonly used in IELTS Speaking.



2.

Collocations and Idioms: An exploration of common English collocations and idioms to enhance fluency and accuracy.

Chapter 5: Perfecting Grammar for Accuracy and Clarity

1.

Tenses and Structures: A detailed review of key English tenses, modal verbs, and sentence structures.

STRUCTURE OF TENSES IN ENGLISH

Present Simple Tense

Tense Structure

- (+) — Subj. + V(1st/3rd) + Obj.
- (-) — Subj. + Do/Does + not + V + Obj.
- (?) — Do/Does + Subj. + V + Obj. + ?

Simple Past Tense

Tense Structure

- (+) — Subj. + V2 + Obj.
- (-) — Subj. + Did + not + V + Obj.
- (?) — Did + Subj. + V + Obj. + ?

Future Simple Tense

Tense Structure

- (+) — Subj. + will/shall + V + Obj.
- (-) — Subj. + will/shall + not + V + Obj.
- (?) — Will/shall + Subj. + V + Obj. + ?

Present Continuous Tense

Tense Structure

- (+) — Subj. + am/is/are + V(ing) + Obj.
- (-) — Subj. + (is, are, am) + not + V(ing) + Obj.
- (?) — Is/are/am + Subj. + V(ing) + Obj. + ?

Post Continuous Tense

Tense Structure

- (+) — Subj. + was/were + V(ing) + Obj.
- (-) — Subj. + (was/were) + not + V(ing) + Obj.
- (?) — Was/were + Subj. + V(ing) + Obj. + ?

Future Continuous Tense

Tense Structure

- (+) — Subj. + (will/shall) be + V(ing) + Obj.
- (-) — Subj. + (will/shall) + not + be + V(ing) + Obj.
- (?) — Will/shall + Subj. + be + V(ing) + Obj. + ?

Present Perfect Tense

Tense Structure

- (+) — Subj. + Has/Have + V2 + Obj.
- (-) — Subj. + (Has/Have) + not + V2 + Obj.
- (?) — Has/Have + Subj. + V2 + Obj. + ?

Post Perfect Tense

Tense Structure

- (+) — Subj. + had + V3 + Obj.
- (-) — Subj. + had + not + V3 + Obj.
- (?) — Had + Subj. + V3 + Obj. + ?

Future Perfect Tense

Tense Structure

- (+) — Subj. + (will/shall) + have + V3 + Obj.
- (-) — Subj. + (will/shall) + not + have + V3 + Obj.
- (?) — Will/shall + Subj. + have + V3 + Obj. + ?

Present Perfect Continuous Tense

Tense Structure

- (+) — Subj. + (Has/Have) + been + V(ing) + Obj.
- (-) — Subj. + (Has/Have) + not + been + V(ing) + Obj.
- (?) — Has/Have + Subj. + been + V(ing) + Obj. + ?

Post perfect continuous Tense

Tense Structure

- (+) — Subj. + had + been + V(ing) + Obj.
- (-) — Subj. + had + not + been + V(ing) + Obj.
- (?) — Had + Subj. + been + V(ing) + Obj. + ?

Future Perfect Continuous Tense

Tense Structure

- (+) — Subj. + (will/shall) + have + been + V(ing) + Obj.
- (-) — Subj. + (will/shall) + not + have + been + V(ing) + Obj.
- (?) — Will/shall + Subj. + have + been + V(ing) + Obj. + ?

www.englishgrammarpdf.com

2.

Common Errors: A comprehensive list of common grammatical errors made by IELTS candidates, along with strategies to avoid them.

Chapter 6: Part 1: Questions and Answers

1.

General Conversation: Tips for responding to questions on familiar topics related to personal experiences, opinions, and daily life.

4 TYPES OF QUESTIONS WITH EXAMPLES IN ENGLISH

1
Yes/No Type Of Questions
These are considered to be the most basic types of questions. They can be used to get simple answers in the form of 'Yes' or 'No'.

2
'Wh' Questions Forms
The 'wh' questions words are 'who', 'what', 'when', 'where', and 'why'. There are one more question words which are the part of the list - 'How'.

3
Question Tags
While using a question tag you need to understand that it is used at the end of the sentence.

4
Indirect Questions - Polite English
We have always easily understood the direct questions but when it comes to indirect questions we need to be a bit polite.

EnglishBix

Chapter 7: Part 2: Cue Card

1.

Extended Response: A step-by-step guide to planning, organizing, and delivering a 1-2 minute monologue on a specific topic.



Chapter 8: Part 3: Discussion

1.

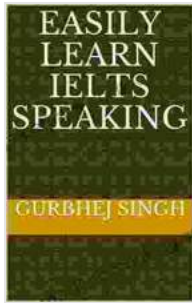
Abstract and Hypothetical Questions: Techniques for discussing abstract and hypothetical topics, supporting opinions with evidence and examples.



: A Path to IELTS Speaking Success

"Easily Learn IELTS Speaking" provides a comprehensive roadmap to master the IELTS Speaking component. With its clear explanations, practical strategies, and abundance of practice materials, this book empowers candidates to unlock their full potential and achieve the desired


score. Embark on your IELTS journey today and conquer the Speaking exam with confidence!



Easily learn ielts speaking

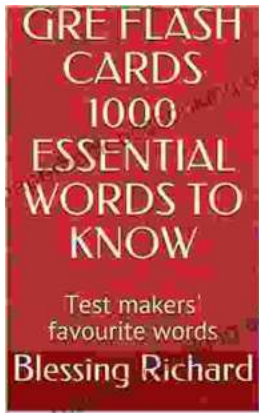
★★★★★ 5 out of 5

Language : English
File size : 1565 KB
Text-to-Speech : Enabled
Enhanced typesetting : Enabled
Print length : 20 pages
Lending : Enabled
Screen Reader : Supported



Bluewater Walkabout: Into the Pacific

An Unforgettable Adventure Awaits Prepare to embark on an extraordinary journey that will transport you to the heart of the Pacific Ocean....



Unlock the Secrets of Standardized Test Success with Test Makers Favourite Words

Are you tired of struggling with standardized tests? Do you feel like you're always hitting a wall when it comes to the vocabulary section? If so, then you need Test Makers...