

Unleash the Melodies: A Comprehensive Guide to Mastering the Kalimba for Beginners

: Embarking on Your Musical Journey


Welcome to the enchanting world of the Kalimba, a captivating instrument that has mesmerized musicians and music lovers alike for centuries. This beginner's guide is your gateway to unlocking the secrets of this extraordinary instrument, empowering you to create beautiful melodies and enrich your musical horizons.

Understanding the Kalimba: A Cultural Tapestry

The Kalimba, also known as a thumb piano, originated in Africa and has played a significant role in various musical traditions across the continent. Its unique sound, resembling a gentle rainfall or rippling water, has captivated generations of musicians.

Anatomy of the Kalimba: A Symphony of Simplicity

The Kalimba's design is both elegant and functional. At its core is a wooden board, typically made from solid mahogany or acacia wood, with an array of metal tines extending from it. Each tine produces a distinct note when plucked, creating a rich and enchanting soundscape.



How to Play The Kalimba for Beginners: Step By Step Guide On How To Play The Kalimba For Beginners (Music Mastery)

★★★★☆ 4.2 out of 5

Language : English

File size : 11248 KB

Text-to-Speech : Enabled

Screen Reader : Supported
Enhanced typesetting: Enabled
Word Wise : Enabled
Lending : Enabled



Choosing Your Kalimba: A Path to Perfect Resonance

Navigating the world of Kalimbas can be overwhelming, but understanding a few key factors will guide you towards the perfect instrument. Consider the number of tines (7-17 is common), the type of wood, and the tuning system (diatonic or chromatic).

Tuning Your Kalimba: Harmonizing Your Notes

Before embarking on your musical journey, it's essential to tune your Kalimba. This involves adjusting the pitch of each tine using a tuner or a reference note. Consult the included instructions or online resources for specific tuning methods.

Basic Techniques: Unlocking the Kalimba's Secrets

Mastering the Kalimba requires a few fundamental techniques:

- **Plucking:** Using your thumbs to pluck the tines gently, alternating between hands for a continuous flow of melodies.
- **Hammering:** Striking the tines with a percussive motion for a rhythmic effect.
- **Sliding:** Moving your thumb along a tine while plucking to create a glissando effect.

Musical Notation: Translating Melodies onto Paper

Music notation helps you understand and share your Kalimba melodies. The Kalimba tablature, a simplified notation system, indicates which tines to pluck and in what order. Embracing musical notation opens up a world of songs and compositions.

Practice and Patience: Keys to Musical Mastery

As with any instrument, consistent practice is the key to progress. Start with simple exercises and gradually introduce more complex techniques. Patience and perseverance will reward you with a refined playing style and expanded repertoire.

Tips for Beginners: Embracing the Learning Curve

- Start with 7- or 10-tine Kalimbas, suitable for beginners.
- Use a metronome to improve your timing and rhythm.
- Record yourself playing and listen back to identify areas for improvement.
- Experiment with different plucked patterns and rhythms to expand your skills.
- Seek guidance from an experienced teacher or online resources for personalized feedback.

10 Simple Songs for Beginners: Jumpstart Your Musical Adventure


Getting started with the Kalimba is made accessible with these 10 easy songs, perfect for developing your finger coordination and musicality:

- "Twinkle Twinkle Little Star"

- "Ode to Joy"
- "Happy Birthday"
- "Amazing Grace"
- "Jingle Bells"
- "Mary Had a Little Lamb"
- "Can't Help Falling in Love"
- "Hallelujah"
- "Für Elise"
- "Greensleeves"

: Redefining Your Musical Experience

Embracing the Kalimba as a beginner is an enriching journey that unlocks a world of musical possibilities. By understanding its anatomy, exploring its techniques, and embracing regular practice, you will transform the Kalimba from a mere instrument into a constant source of joy and musical expression.




How to Play The Kalimba for Beginners: Step By Step Guide On How To Play The Kalimba For Beginners (Music Mastery)

★★★★☆ 4.2 out of 5

Language : English
 File size : 11248 KB
 Text-to-Speech : Enabled
 Screen Reader : Supported
 Enhanced typesetting : Enabled
 Word Wise : Enabled
 Lending : Enabled

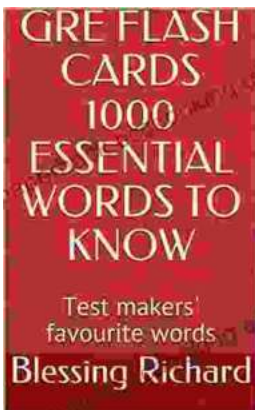
FREE

DOWNLOAD E-BOOK



Bluewater Walkabout: Into the Pacific

An Unforgettable Adventure Awaits Prepare to embark on an extraordinary journey that will transport you to the heart of the Pacific Ocean....



Unlock the Secrets of Standardized Test Success with Test Makers Favourite Words

Are you tired of struggling with standardized tests? Do you feel like you're always hitting a wall when it comes to the vocabulary section? If so, then you need Test Makers...